


WOODLAND HERITAGE

kiyana khadivfard

The colours



These are the colours that are used within the logo and i would like to incoporate them within the animation to keep the consistensy going .



Indent idea/approach

<https://www.tiktok.com/@pewman/video/7016966368755059973>

This is the type of approach i would like to take when animating the indent for woodland heritage.


Colour schemes



These are some colour schemes that i experimented with , theyre not fully what i want but i would like to add some of these colours to the main indent and juxtapose it with the original logos colour scheme.

research

Woodland Heritage is recognised as a unique initiative, which truly unites all tree people – a vehicle for wood users (and consumers) to “put something back” and contribute to the proper management of British Trees.



The Future Trees Trust (FTT) was set up to promote and improve the quality of home-grown hardwoods.

[LEARN MORE](#)



This project focuses on two approaches to extend shelf-life and enable seed traders to successfully store acorns.

[LEARN MORE](#)



Irregular Silvicultural Network , supports silvicultural and economic research into irregular forest management.

[LEARN MORE](#)



Promoting the transformation of even-aged plantations to structurally, visually and biologically diverse ones.


[LEARN MORE](#)

research



i wanted to animate an axe that would look cartoon like but also be pleasing to every viewer. and i wanted the ending of it to be the axe us in the wood.
however it became too complex but i still liked the axe idea.

Video Test



WOODLAND HERITAGE


Timeline Output

30.00 FPS 49 F

45 50 55 60 65 70 75 80 85

Layer_4

Layer_3



WOODLAND HERITAGE

Timeline Output

30.00 FPS 74 F


45 50 55 60 65 70 75 80 85

Layer_4

Layer_3

Layer_2

Detailed description: This image shows two screenshots of a video editing software interface. The top screenshot displays a logo featuring a stylized tree with green branches on the left and horizontal stripes on the right, with the text 'WOODLAND HERITAGE' below it. The timeline shows a playhead at 50 seconds, 30.00 FPS, and 49 frames. The bottom screenshot shows a similar logo but with a brown swoosh above the tree. The text 'WOODLAND HERITAGE' is present. The timeline shows a playhead at 75 seconds, 30.00 FPS, and 74 frames. Both screenshots show a layer stack with Layer_3 selected.



WOODLAND HERITAGE

Timeline Output

30.00 FPS 112 F

90 95 100 105 110 115 120 125 130

Layer_4

Layer_3

Detailed description: This screenshot shows a video editing software interface with a logo featuring a stylized tree and an axe. The text 'WOODLAND HERITAGE' is visible. The timeline shows a playhead at 110 seconds, 30.00 FPS, and 112 frames. The layer stack shows Layer_3 selected.

Video Test

<https://youtu.be/c8qhORDJ400>